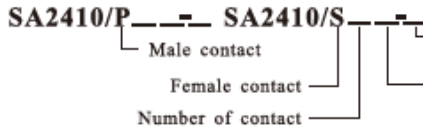


### SA24 Series

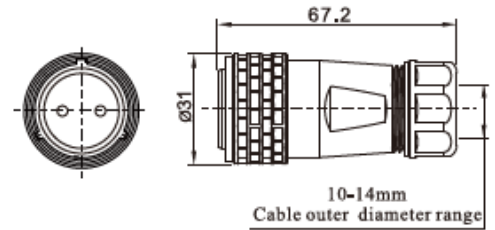
**SA  
24**



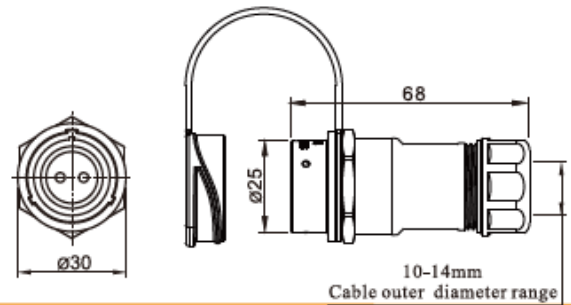
Cable connector  
Mate with SA2411, SA2412,  
SA2413



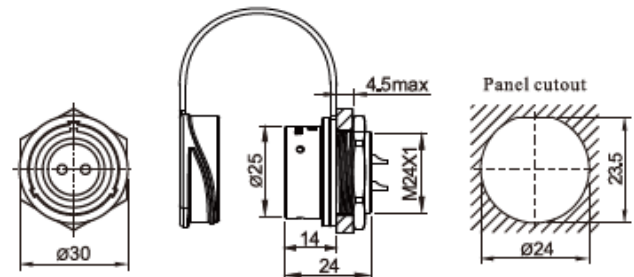
1: solder, 2: screw, 3: crimp  
Colour:  
B: Black  
S: Silver  
L: Blue (special order)  
G: Green (special order)  
R: Red (special order)



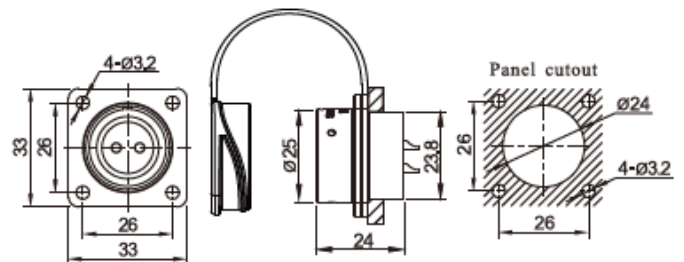
In-line cable connector  
Mate with SA2410



Rear-nut mount  
Mate with SA2410



Square flange  
Mate with SA2410



### Solder contact spec

Number of contact	2	3	4	9	10	12	12B	19
Male contact face view								
Rated current (A)	25	25	25	5 25	10	10	5 30	5
Contact diameter(mm)	Ø2.5X2	Ø2.5X3	Ø2.5X4	Ø1X5 Ø2.5X4	Ø1.5X10	Ø1.5X12	Ø1X9 Ø3X3	Ø1X19
Rated voltage (AC.V)	500	500	500	500	500	500	500	400
Test voltage(AC.V) 1 min	1500	1500	1500	1500	1500	1500	1500	1200
Contact resistance (mΩ)	1	1	1	5 1	2.5	2.5	5 1	5
Insulation resistance (MΩ)	2000	2000	2000	2000	2000	2000	2000	2000
Wire size (mm <sup>2</sup> /AWG)	≤4/11	≤4/11	≤4/11	≤0.75/18 ≤4/11	≤2/14	≤2/14	≤0.75/18 ≤4/11	≤0.75/18
Wire size for screw termination	≤1.5/15	≤1.5/15	≤1.5/15	/	/	/	/	/