

SA20 Series

**SA
20**



Cable connector
Mate with SA2011, SA2012,
SA2013, SA2015

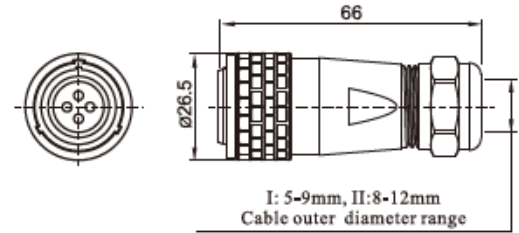
SA2010/P — SA2010/S

Male contact
Female contact
Number of contact

1: solder, 2: screw, 3: crimp

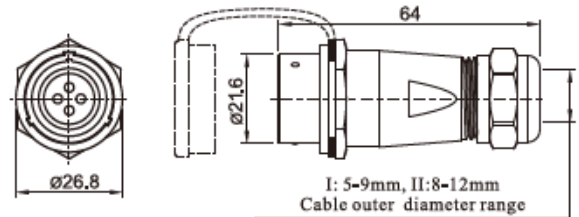
Colour:
B: Black
S: Silver
L: Blue (special order)
G: Green (special order)
R: Red (special order)

Cable outer diameter range
I: 5-9mm, II: 8-12mm



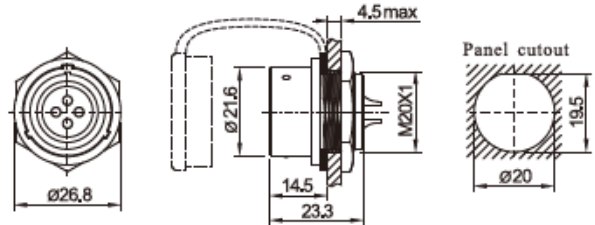
In-line cable connector
Mate with SF2010

SA2011/P — SA2011/S



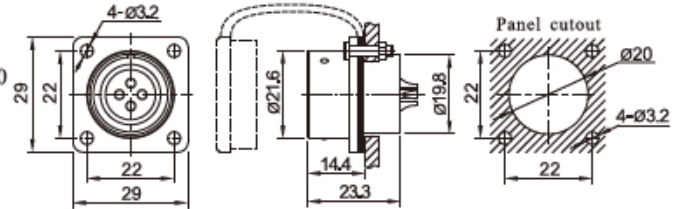
Rear-nut mount
Mate with SA2010

SA2012/P — SA2012/S



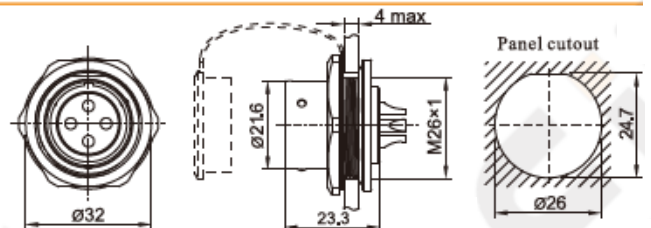
Square flange
Mate with SA2010

SA2013/P — SA2013/S



Front-nut mount
Mate with SA2010

SA2015/P — SA2015/S



Solder contact spec

Number of contact	2	3	4	5	6	6B	7	8	9	12	15
Male contact face view											
Rated current (A)	25	25	25	10	25 5	30 5	10	10	5	5	5
Contact diameter(mm)	ø2.5X2	ø2.5X3	ø2.5X4	ø1.5X5	ø2.5X4 ø1X2	ø3X2 ø1X4	ø1.5X7	ø1.5X8	ø1X9	ø1X12	ø1X15
Rated voltage (AC.V)	500	500	500	500	500	500	500	500	400	400	400
Test voltage(AC.V) 1 min	1500	1500	1500	1500	1500	1500	1500	1500	1200	1200	1200
Contact resistance (mΩ)	1	1	1	2.5	1 5	1 5	2.5	2.5	5	5	5
Termination	solder / screw	solder / screw	solder / screw	solder	solder	solder	solder	solder	solder	solder	solder
Wire size for solder (mm² / AWG)	≤4/11	≤4/11	≤4/11	≤2/14	≤4/11 ≤0.75/18	≤4/11 ≤0.75/18	≤2/14	≤2/14	≤0.75/18	≤0.75/18	≤0.75/18
Wire size for screw termination (mm² / AWG)	≤1.5/15	≤1.5/15	≤1.5/15	/	/	/	/	/	/	/	/