


SA6 Series



SA610 / P **SA610 / S**

Male contact

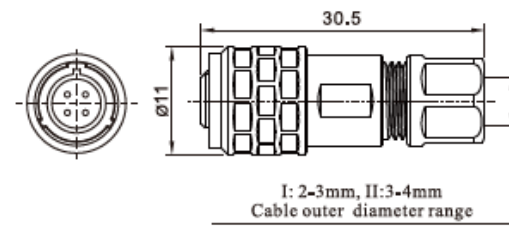
Cable connector
Mate with SA611, SA612,
SA615

Colour:
B: Black
S: Silver
L: Blue (special order)
G: Green (special order)
R: Red (special order)

Cable outer diameter range
I: 2-3mm, II: 3-4mm

Number of contact


Female contact



30.5

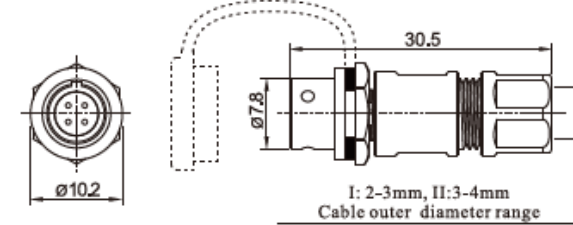
Ø11

I: 2-3mm, II: 3-4mm
Cable outer diameter range



SA611 / P **SA611 / S**

In-line cable connector
Mate with SA610




30.5

Ø10.2

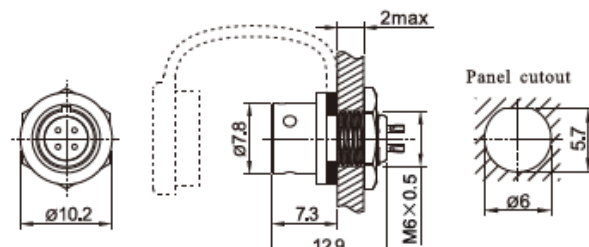
Ø7.8

I: 2-3mm, II: 3-4mm
Cable outer diameter range



SA612 / P **SA612 / S**

Rear-nut mount
Mate with SA610



2max

Ø10.2

Ø7.8

7.3


12.9

M6×0.5

Panel cutout

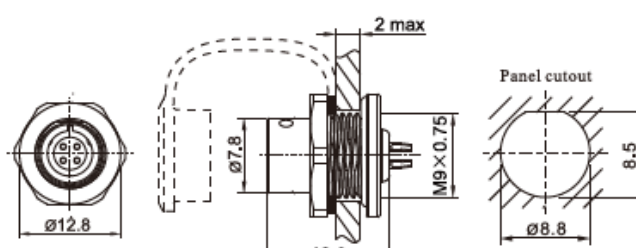
5.7

Ø6



SA615 / P **SA615 / S**

Front-nut mount
Mate with SA610



2 max

Ø12.8

Ø7.8

12.6





M9×0.75

Panel cutout

8.5

Ø8.8

Solder contact spec

Number of contact	2	3	4	5
Male contact face view				
Rated current (A)	3	3	3	3
Contact diameter(mm)	Ø0,6×2	Ø0,6×3	Ø0,6×4	Ø0,6×5
Rated voltage (AC.V)	30	30	30	30
Test voltage(AC.V) 1 min	500	500	500	500
Contact resistance (mΩ)	10	10	10	10
Wire size (mm ² /AWG)	≤0.5/20	≤0.5/20	≤0.5/20	≤0.5/20