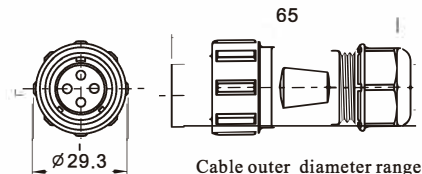


SP21 Series



Cable connector
Mate with SP2111, SP2112, SP2113



SP2110 / P --- SP2110 / S

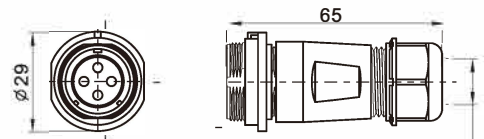
Male contact
Female contact

C: with cap
N: without cap
(U): , (CU):
1: solder, 2: screw, 3: crimp
Cable outer diameter: I: 4.5-7mm, II: 7-12mm
Number of contact

Cable outer diameter range:
I: 4.5-7mm II: 7-12mm



In-line cable connector
Mate with SP2110



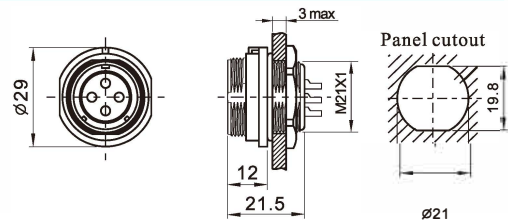
SP2111 / P --- SP2111 / S

(U): , (CU):
C: with cap
N: without cap

Cable outer diameter range:
I: 4.5-7mm II: 7-12mm



Rear-nut mount
Mate with SP2110



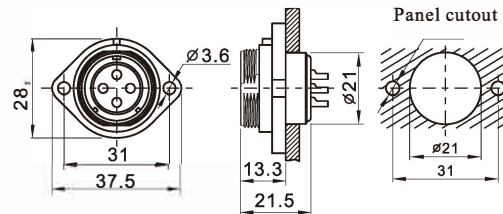
SP2112 / P --- SP2112 / S

Number of contact

(U): , (CU):
C: with cap
N: without cap
1: solder, 2: screw, 3: crimp



2-hole flange
Mate with SP2110



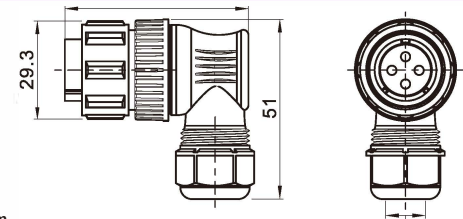
SP2113 / P --- SP2113 / S

Number of contact

(U): , (CU):
N: without cap
1: solder, 2: screw, 3: crimp



Angled cable connector
Mate with SP2111, SP2112, SP2113



SP2116 / P --- SP2116 / S

Number of contact

C: with cap
N: without cap
1: solder, 2: screw, 3: crimp
Cable outer diameter: I: 4.5-7mm II: 7-12mm

Cable outer diameter range:
I: 4.5-7mm II: 7-12mm

Solder contact spec

Number of contact	2	3	4	5	5B	5C	6	6B	7	8	9	12	15		
Male contact face view															
Rated current (A)	30 	20 	30 	20 	30 	20 	30 	15 	25 	30 	15 	10 	5 	5 	5
Contact diameter (mm)	Ø3X2	Ø3X3	Ø3X4	Ø3X5	Ø3X2 Ø1X3	Ø2X5	Ø2.5X4 Ø1X2	Ø3X2 Ø1X4	Ø2X7	Ø1.5X10	Ø1X9	Ø1X12	Ø1X15		
Rated voltage (AC.V)	500	500	500	500	500	500	500	500	500	500	400	400	400		
Test voltage(AC.V) 1 min	1500	1500	1500	1500	1500	1500	1500	1500	1500	1500	1500	1200	1200		
Contact resistance (mΩ)	1	1	1	1	1 5	2.5	1 5	1 5	2.5	2.5	5	5	5		
Termination	solder / screw	solder / screw	solder / screw	solder / screw	solder	solder	solder	solder	solder	solder	solder	solder	solder		
Wire size for solder (mm ² / AWG)	≤4/11	≤4/11	≤4/11	≤4/11	≤4/11 ≤0.75/18	≤2/14	≤4/11 ≤0.75/18	≤4/11 ≤0.75/18	≤2/14	≤2/14	≤0.75/18	≤0.75/18	≤0.75/18		
Wire size for screw termination (mm ² / AWG)	≤1.5/15	≤1.5/15	≤1.5/15	≤1.5/15	/	/	/	/	/	/	/	/	/		