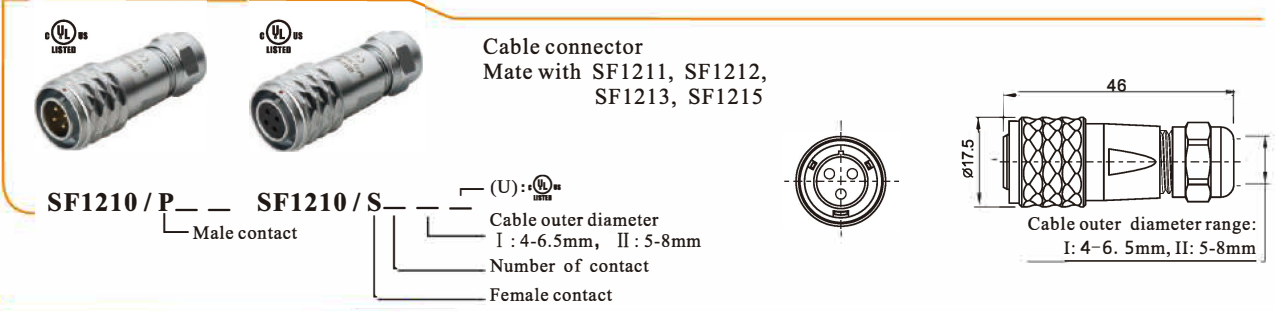
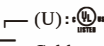


SF12 Series IP67



Cable connector
Mate with SF1211, SF1212, SF1213, SF1215

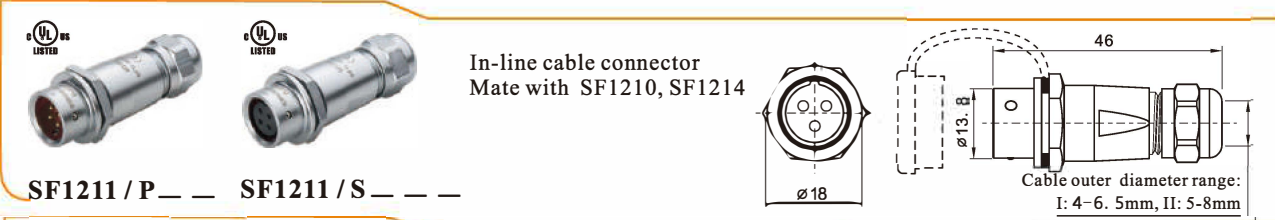
SF1210 / P — **SF1210 / S** — — — — —
Male contact Female contact

(U): 

Cable outer diameter
I : 4-6.5mm, II : 5-8mm
Number of contact

Dimensions: $\phi 17.5$, 46

Cable outer diameter range:
I: 4-6.5mm, II: 5-8mm

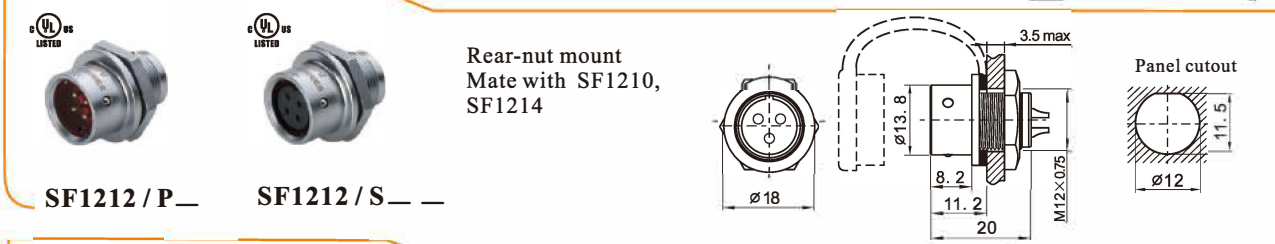


In-line cable connector
Mate with SF1210, SF1214

SF1211 / P — — **SF1211 / S** — — — — —

Dimensions: $\phi 18$, 46, $\phi 13.8$

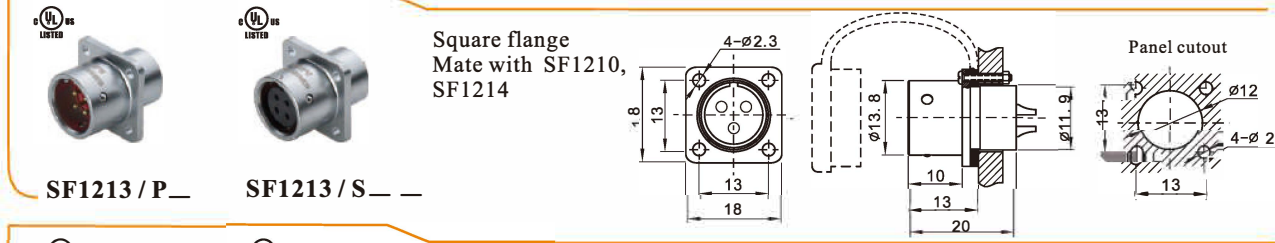
Cable outer diameter range:
I: 4-6.5mm, II: 5-8mm



Rear-nut mount
Mate with SF1210, SF1214

SF1212 / P — — **SF1212 / S** — — — — —

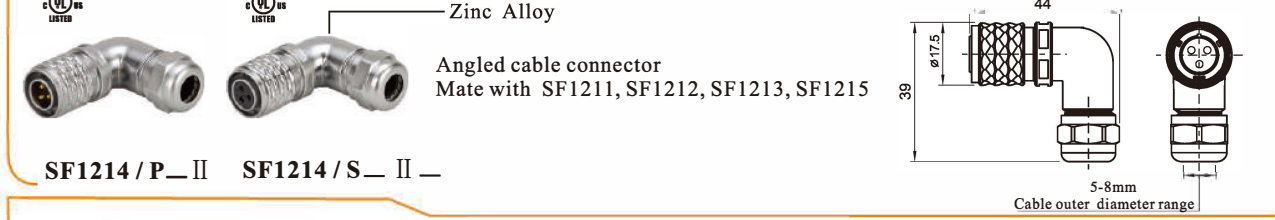
Dimensions: $\phi 18$, 3.5 max, 8.2, 11.2, 20, $\phi 13.8$, M12x0.75, Panel cutout $\phi 12$, 11.5



Square flange
Mate with SF1210, SF1214

SF1213 / P — — **SF1213 / S** — — — — —

Dimensions: 4- $\phi 2.3$, 13, 13, 18, 13, 13, 20, $\phi 13.8$, 10, 11.9, Panel cutout $\phi 12$, 4- $\phi 2.3$, 13

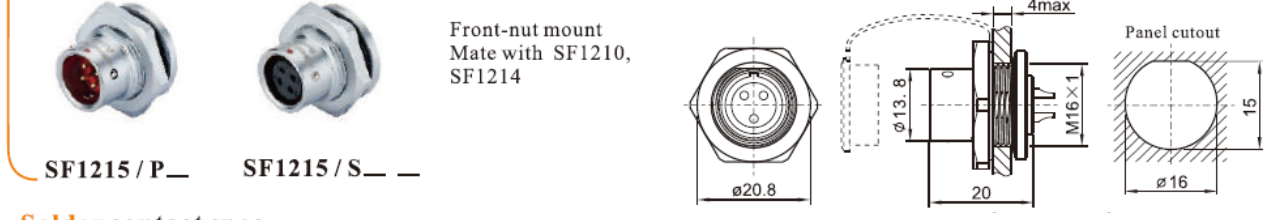


Zinc Alloy

Angled cable connector
Mate with SF1211, SF1212, SF1213, SF1215

SF1214 / P — II **SF1214 / S** — II — — — — —

Dimensions: 44, 39, $\phi 17.5$, 5-8mm, Cable outer diameter range


















Front-nut mount
Mate with SF1210, SF1214

SF1215 / P — — **SF1215 / S** — — — — —

Dimensions: $\phi 20.8$, 4max, $\phi 13.8$, 20, M16x1, Panel cutout $\phi 16$, 15

Solder contact spec

| Number of contact | 2 | 3 | 4  | 5  | 6  | 7  | 9 |
|----------------------------------|---|---|---|---|---|--|---|
| Male contact face view |  |  |  |  |  |  |  |
| Rated current (A) | 13 | 13 | 5 | 5 | 5 | 5 | 3 |
| Contact diameter(mm) | $\phi 1.6 \times 2$ | $\phi 1.6 \times 3$ | $\phi 1 \times 4$ | $\phi 1 \times 5$ | $\phi 1 \times 6$ | $\phi 1 \times 7$ | $\phi 0.7 \times 9$ |
| Rated voltage (AC.V) | 250 | 250 | 200 300  | 180 300  | 125 300  | 125 300  | 125 |
| Test voltage(AC.V) 1 min | 1500 | 1500 | 1500 | 1000 | 1000 | 1000 | 1000 |
| Contact resistance (m Ω) | 2.5 | 2.5 | 5 | 5 | 5 | 5 | 10 |
| Wire size (mm ² /AWG) | $\leq 2/14$ | $\leq 2/14$ | $\leq 0.75/18$ | $\leq 0.75/18$ | $\leq 0.75/18$ | $\leq 0.75/18$ | $\leq 0.5/20$ |