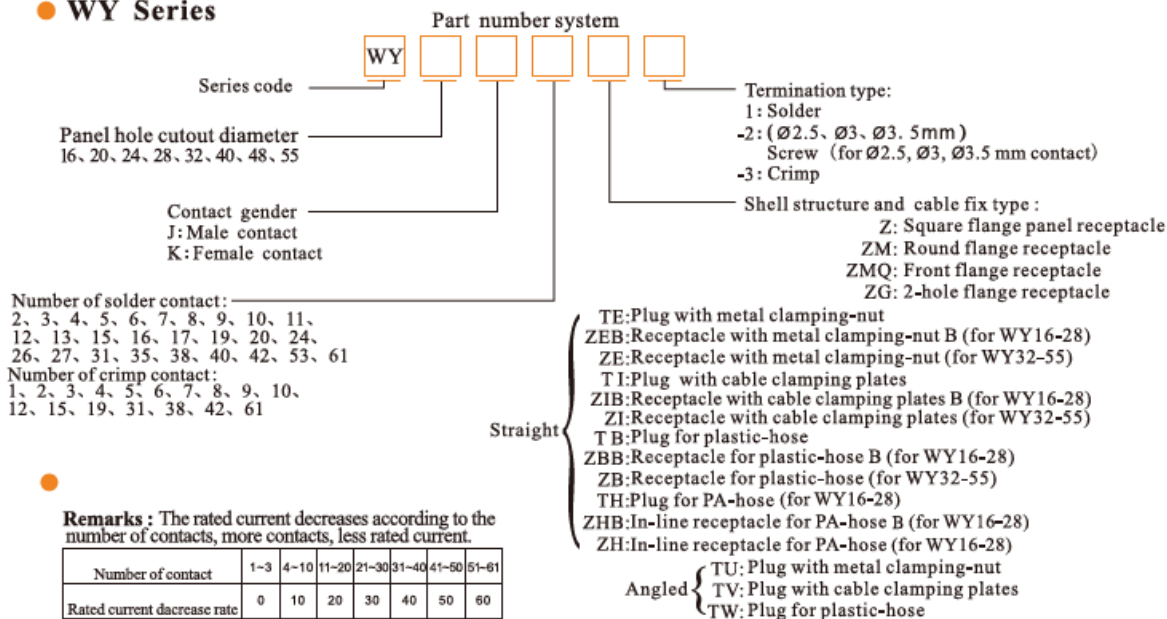
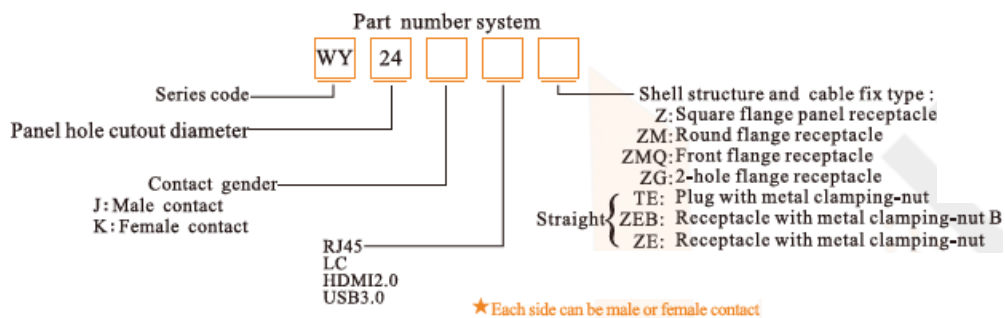




### WY Series



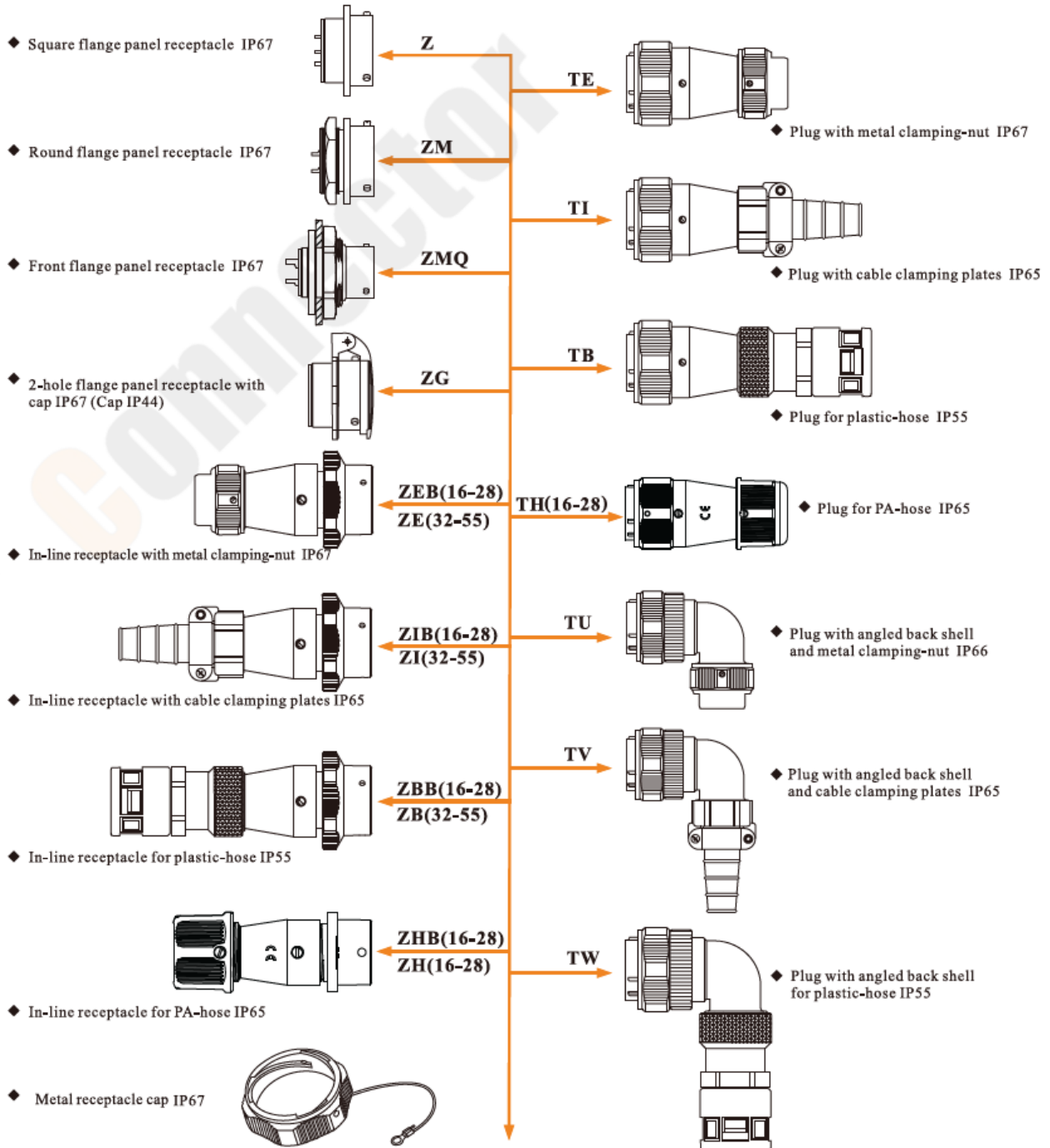
17



### Material and spec

Coupling	Bayonet
Shell material	Zinc alloy with chrome plating
Insert material	PPS, max temperature 260 °C
Contact material	Brass with gold plating
Termination	Solder: Ø0.7, Ø1, Ø1.5, Ø1.6, Ø2.5, Ø3.5, Ø5.5mm; Screw: Ø2.5, Ø3, Ø3.5mm; Crimp: Ø1, Ø1.5, Ø2.5, Ø3.5, Ø5.5, Ø10mm
Mating cycle	500
Temperature range	-40°C ~ +85°C ; -20°C ~ +70°C

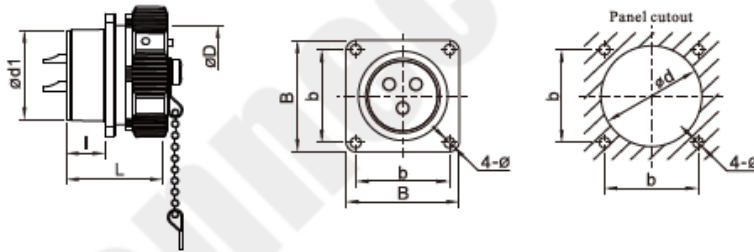
**WY Series Mating diagram**



★ IP rating marked is for after mated or ★ Each side can be male or female contact with cap.

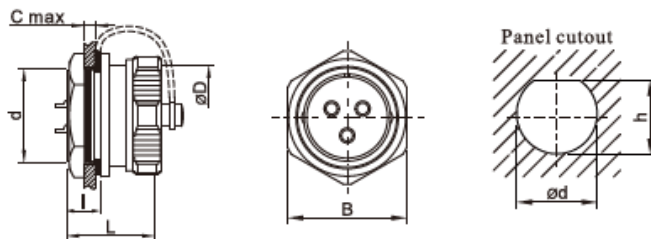


● Square flange panel receptacle: Z IP67



Dimension(mm)	WY16	WY20	WY24	WY28	WY32	WY40	WY48	WY55
d1	15.8	19.8	23.8	27.8	31.8	40	47.8	54.8
D	18	22	26	30	35	44	52	58
l	9.7	10	10	10	14.4	14.2	14.2	14
L	21,6	23	23	23	34	33.5	34	34
b	20	22	26	30	32	40	48	52
B	26	29	32	36	42	50	58	64
d	16.5	20.5	24.5	28.5	32.5	40.5	48.5	55.5
ø	3.2	3.2	3.2	3.2	3.5	4.5	4.5	4.5

● Round flange panel receptacle: ZM IP67



Dimension(mm)	WY16	WY20	WY24	WY28
d	M16X1	M20X1	M24X1	M28X1
D	18	22	26	30
C	5	5	5	5
l	9.7	9.9	10	10.2
L	22	23	23	23
B	21,2	25,5	29,2	33,3
ød	15.9	19.7	23.7	27.7
h	15.3	19.3	23.2	26.9

### Solder contact spec

WS16、WF16、WY16	2	3	4	2B	3B	4B	5	7	9	10
Male contact face view										
Rated current (A)	10	10	5	15	15	15	5	5	5	5
Contact diameter(mm)	∅1.5X2	∅1.5X3	∅1X4	∅2X2	∅2X3	∅2X4	∅1X5	∅1X7	∅1X9	∅1X10
Rated voltage (AC.V)	500	500	500	500	500	500	500	400	400	400
Test voltage(AC.V) 1 min	1500	1500	1500	1500	1500	1500	1500	1200	1200	1200
Contact resistance(mΩ)	2.5	2.5	5	2.5	2.5	2.5	5	5	5	5
Insulation resistance (MΩ)	2000	2000	2000	2000	2000	2000	2000	2000	2000	2000
Wire size (mm <sup>2</sup> /AWG)	≤2/14	≤2/14	≤0.75/18	≤2/14	≤2/14	≤2/14	≤0.75/18	≤0.75/18	≤0.75/18	≤0.75/18

WS20、WF20、WY20	2	3	4	5	6	6B	7	8	9	12	15
Male contact face view											
Rated current (A)	25	25	25	10	5 25	5 30	10	10	5	5	5
Contact diameter(mm)	∅2.5X2	∅2.5X3	∅2.5X4	∅1.5X5	∅1X2 ∅2.5X4	∅1X4 ∅3X2	∅1.5X7	∅1.5X8	∅1X9	∅1X12	∅1X15
Rated voltage (AC.V)	500	500	500	500	500	500	500	500	400	400	400
Test voltage(AC.V) 1 min	1500	1500	1500	1500	1500	1500	1500	1500	1200	1200	1200
Contact resistance(mΩ)	1	1	1	2.5	5 1	5 1	2.5	2.5	5	5	5
Insulation resistance (MΩ)	2000	2000	2000	2000	2000	2000	2000	2000	2000	2000	2000
Wire size (mm <sup>2</sup> /AWG)	≤4/11	≤4/11	≤4/11	≤2/14	≤0.75/18 ≤4/11	≤0.75/18 ≤4/11	≤2/14	≤2/14	≤0.75/18	≤0.75/18	≤0.75/18

WS24、WF24、WY24	2	3	4	9	10	12	12B	19
Male contact face view								
Rated current (A)	25	25	25	5 25	10	10	5 30	5
Contact diameter(mm)	∅2.5X2	∅2.5X3	∅2.5X4	∅1X5 ∅2.5X4	∅1.5X10	∅1.5X12	∅1X9 ∅3X3	∅1X19
Rated voltage (AC.V)	500	500	500	500	500	500	500	400
Test voltage(AC.V) 1 min	1500	1500	1500	1500	1500	1500	1500	1200
Contact resistance(mΩ)	1	1	1	5 1	2.5	2.5	5 1	5
Insulation resistance (MΩ)	2000	2000	2000	2000	2000	2000	2000	2000
Wire size (mm <sup>2</sup> /AWG)	≤4/11	≤4/11	≤4/11	≤0.75/18 ≤4/11	≤2/14	≤2/14	≤0.75/18 ≤4/11	≤0.75/18

WS28、WF28、WY28	2	3	4	7	8	8B	9	10	10B	12	16	17	20	24	26	35
Male contact face view																
Rated current (A)	50	50	25	25	25	60, 5	25, 5	25	10	10	10	10	5	5	5	5
Contact diameter(mm)	∅3.5X2	∅3.5X3	∅2.5X4	∅2.5X7	∅2.5X8	∅5X2 ∅1X6	∅2.5X4 ∅1X5	∅2.5X10	∅1.5X10	∅1.5X12	∅1.5X16	∅1.5X17	∅1X20	∅1X24	∅1X26	∅1X35
Rated voltage (AC.V)	500	500	500	500	500	500 400	500	500	500	500	500	500	400	400	400	400
Test voltage(AC.V) 1 min	1500	1500	1500	1500	1500	1500	1500	1500	1500	1500	1500	1500	1200	1200	1200	1200
Contact resistance(mΩ)	0.5	0.5	1	1	1	5, 0.5	1, 5	1	2.5	2.5	2.5	2.5	5	5	5	5
Insulation resistance (MΩ)	2000	2000	2000	2000	2000	2000	2000	2000	2000	2000	2000	2000	2000	2000	2000	2000
Wire size (mm <sup>2</sup> /AWG)	≤10/7	≤10/7	≤4/11	≤4/11	≤4/11	≤16/5 ≤0.75/18	≤4/11 ≤0.75/18	≤4/11	≤2/14	≤2/14	≤2/14	≤2/14	≤2/14	≤0.75/18	≤0.75/18	≤0.75/18

### Solder contact spec

WS32、WF32、WY32	4	6	8	8B	10	10B	11	12	13	19
Male contact face view										
Rated current (A)	50	10 50	10 50	10 50	10 25	25	25	25	10 25	10
Contact diameter(mm)	∅3.5X4	∅1.5X2 ∅3.5X4	∅1.5X5 ∅3.5X3	∅1.5X4 ∅3.5X4	∅1.5X5 ∅2.5X5	∅2.5X10	∅2.5X11	∅2.5X12	∅1.5X9 ∅2.5X4	∅1.5X19
Rated voltage (AC.V)	500V	500V	500V	500V	500V	500V	500V	500V	500V	500V
Test voltage(AC.V) 1 min	1500V	1500V	1500V	1500V	1500V	1500V	1500V	1500V	1500V	1500V
Contact resistance(mΩ)	0.5	2.5 0.5	2.5 0.5	2.5 0.5	2.5 1	1	1	1	2.5 1	2.5
Insulation resistance (MΩ)	2000	2000	2000	2000	2000	2000	2000	2000	2000	2000
Wire size (mm <sup>2</sup> /AWG)	≤10/7	≤2/14 ≤10/7	≤2/14 ≤10/7	≤2/14 ≤10/7	≤2/14 ≤4/11	≤4/11	≤4/11	≤4/11	≤2/14 ≤4/11	≤2/14

WS40、WF40、WY40	5	9	15	26	31	52
Male contact face view						
Rated current (A)	50	25 50	10	10 25	10	5
Contact diameter(mm)	∅3.5X5	∅2.5X5 ∅3.5X4	∅1.5X15	∅1.5X22 ∅2.5X4	∅1.5X31	∅1X52
Rated voltage (AC.V)	500	500	500	500	500	400
Test voltage(AC.V) 1 min	1500	1500	1500	1500	1500	1200
Contact resistance(mΩ)	0.5	1 0.5	2.5	2.5、1	2.5	5
Insulation resistance (MΩ)	2000	2000	2000	2000	2000	2000
Wire size (mm <sup>2</sup> /AWG)	≤10/7	≤4/11 ≤10/7	≤2/14	≤2/14 ≤4/11	≤2/14	≤0.75/18

WS48、WF48、WY48	5	7	20	27	38	42
Male contact face view						
Rated current (A)	100	50	25	10 25	10 25	10
Contact diameter(mm)	∅5.5X5	∅3.5X7	∅2.5X20	∅1.5X26 ∅2.5X1	∅1.5X33 ∅2.5X5	∅1.5X42
Rated voltage (AC.V)	500	500	500	500	500	500
Test voltage(AC.V) 1 min	1500	1500	1500	1500	1500	1500
Contact resistance(mΩ)	0.3	0.5	1	2.5、1	2.5、1	2.5
Insulation resistance (MΩ)	2000	2000	2000	2000	2000	2000
Wire size (mm <sup>2</sup> /AWG)	≤25/3	≤10/7	≤4/11	≤2/14 ≤4/11	≤2/14 ≤4/11	≤2/14

WS55、WF55、WY55	4	7	40	53	61
Male contact face view					
Rated current (A)	50 150	50 100	10 25	10 25	10
Contact diameter(mm)	∅3.5X1 ∅10X3	∅3.5X1 ∅5.5X6	∅1.5X25 ∅2.5X15	∅1.5X48 ∅2.5X5	∅1.5X61
Rated voltage (AC.V)	500	500	500	500	500
Test voltage(AC.V) 1 min	1500	1500	1500	1500	1500
Contact resistance(mΩ)	0.5 0.2	0.5 0.3	2.5 1	2.5 1	2.5
Insulation resistance (MΩ)	2000	2000	2000	2000	2000
Wire size (mm <sup>2</sup> /AWG)	≤10/7 ≤70/(2/0)	≤10/7 ≤25/3	≤2/14 ≤4/11	≤2/14 ≤4/11	≤2/14