

### SY25 Series

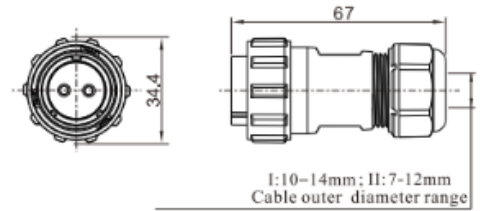
**SY  
25**



**SY2510/P** --- **SY2510/S** ---  
 Male contact  
 Female contact  
 Number of contact

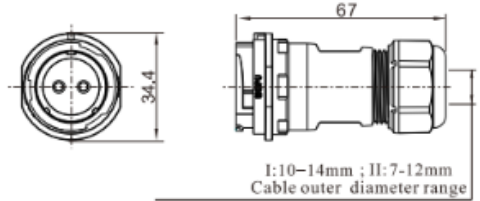
Cable connector  
 Mate with SY2511, SY2511C,  
 SY2512, SY2513

1: solder, 2: screw, 3: crimp  
 Cable outer diameter range  
 I: 10-14mm



**SY2511C/P** --- **SY2511C/S** ---

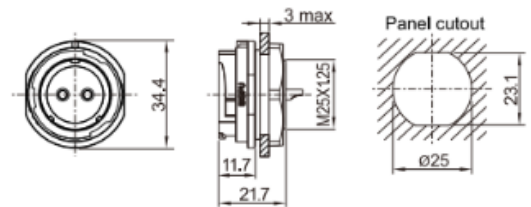
In-line cable connector C  
 Mate with SY2510



**SY2512/P** --- **SY2512/S** ---  
 Number of contact

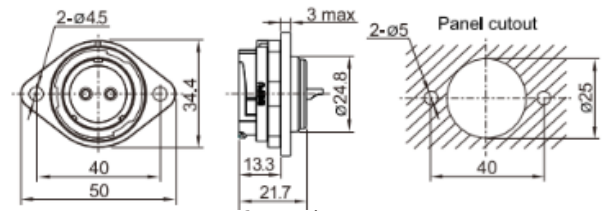
Rear-nut mount  
 Mate with SY2510

1: solder, 2: screw, 3: crimp



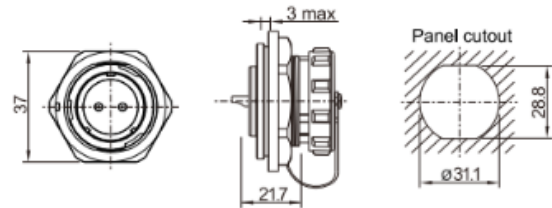
**SY2513/P** --- **SY2513/S** ---

2-hole flange  
 Mate with SY2510



**SY2515/P** --- **SY2515/S** ---

Front-nut mount  
 Mate with SY2510



### Solder contact spec

Number of contact	2	3	4	9	10	12	12B	19
Male contact face view								
Rated current (A)	25	25	25	5 25	10	10	5 30	5
Contact diameter(mm)	ø2.5X2	ø2.5X3	ø2.5X4	ø1X5 ø2.5X4	ø1.5X10	ø1.5X12	ø1X9 ø3X3	ø1X19
Rated voltage (AC.V)	500	500	500	500	500	500	500	400
Test voltage(AC.V) 1 min	1500	1500	1500	1500	1500	1500	1500	1200
Contact resistance (mΩ)	1	1	1	5 1	2.5	2.5	5 1	5
Insulation resistance (MΩ)	2000	2000	2000	2000	2000	2000	2000	2000
Wire size (mm <sup>2</sup> /AWG)	≤4/11	≤4/11	≤4/11	≤0.75/18 ≤4/11	≤2/14	≤2/14	≤0.75/18 ≤4/11	≤0.75/18